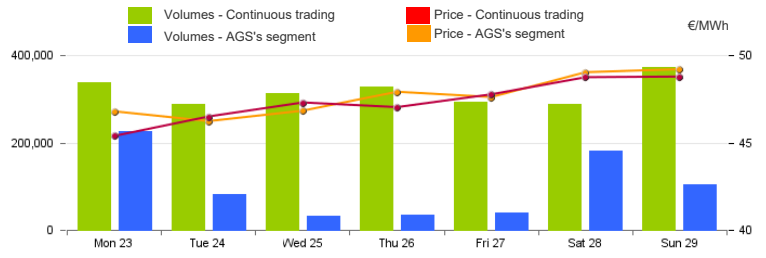


## Spot Gas Market (MP-GAS)

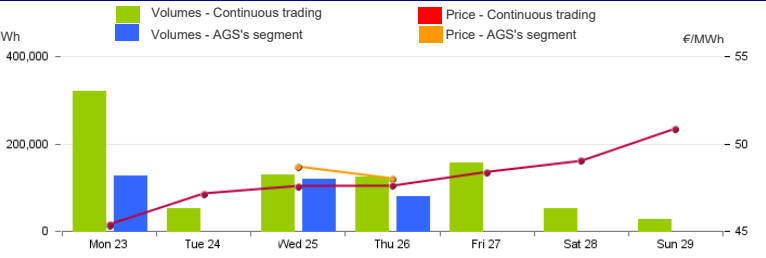
### Day-Ahead Gas Market (MGP-GAS)

	Price. €/MWh				Volumes. MWh			
	Average	Var	Min	Max	Total	Var	Daily Products	WE Product
<b>Continuous trading</b>	<b>47.21</b>	<b>+6.8%</b>	<b>44.55</b>	<b>50.00</b>	<b>2,220,552</b>	<b>-18.1%</b>	<b>1,723,992</b>	<b>496,560</b>
	Price. €/MWh				Volumes. MWh			
	Average	Var	Min	Max	Total	Var	Purchases SRG	Sales SRG
<b>AGS's segment</b>	<b>47.65</b>	<b>+7.1%</b>	<b>46.22</b>	<b>49.19</b>	<b>700,392</b>	<b>+2.9%</b>	<b>700,392</b>	<b>75,288</b>



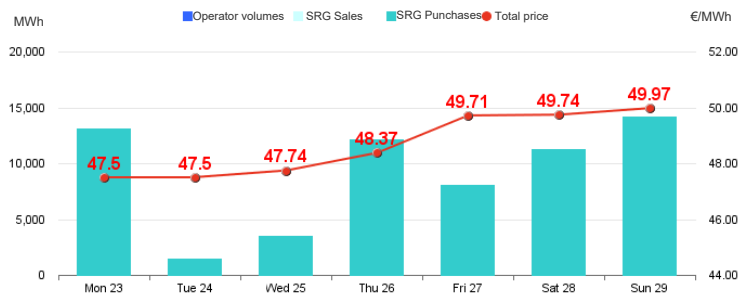
### Intra-Day Gas Market (MI-GAS)

	Price. €/MWh				Volumes. MWh			
	Average	Var	Min	Max	Total	Var	Purchases SRG	Sales SRG
<b>Continuous trading</b>	<b>47.99</b>	<b>+8.9%</b>	<b>44.80</b>	<b>51.50</b>	<b>860,328</b>	<b>+36.5%</b>		
	Price. €/MWh				Volumes. MWh			
	Average	Var	Min	Max	Total	Var	Purchases SRG	Sales SRG
<b>AGS's segment</b>	<b>47.33</b>	<b>-</b>	<b>45.32</b>	<b>48.68</b>	<b>323,640</b>	<b>-</b>	<b>197,808</b>	<b>125,832</b>



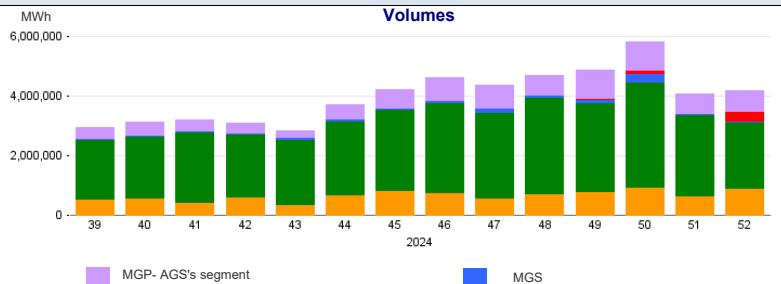
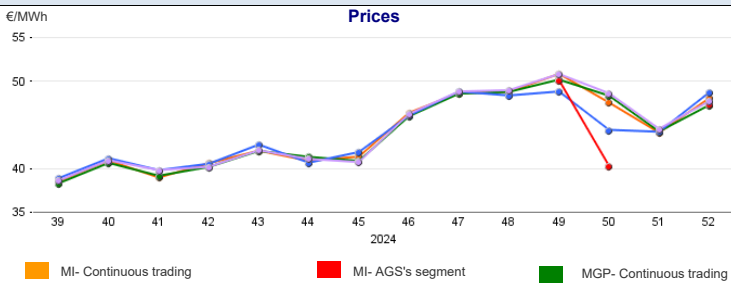
### Market for the trading of gas stored (MGS-GAS)

Week	Storage	52	51
Price. (1) €/MWh	Stogit	48.65	44.16
	Edison Stoccaggio	-	-
	<b>Total</b>	<b>48.65</b>	<b>44.16</b>
Volumes. MWh	Stogit	63,723	45,950
	Edison Stoccaggio	-	-
	<b>Total</b>	<b>63,723</b>	<b>45,950</b>
SRG Activity. MWh	<b>Purchases</b>	<b>63,723</b>	<b>22,319</b>
	Balancing (2)	63,723	22,319
	Other purposes (3)	-	-
	<b>Sales</b>		
	Balancing (2)	-	-
	Other purposes (3)	-	-



1) The Total price is calculated as a weighted average price for the total volumes exchanged in each storage system.  
2) To securely manage any expected deviations between overall network injections and withdrawals pursuant to Art. 2.5 of Annex A, AEEGSI's Resolution 312/2016/R/gas  
3) Stored gas trades by Snam Rete Gas (SRG) not included in "Balancing"

### Weekly evolution



## Forward Gas Market (MT-GAS)

Products	Market					OTC		Total		Open interest*		
	Minimum Price	Maximum Price	Check Price*		Trades	Volumes	Registrations	Volumes	Volumes		Open interest*	
	€/MWh	€/MWh	€/MWh	change %	N.	MWh/d	N.	MWh/d	MWh/d	change %	MWh/d	MWh
M-2025-01	-	-	44.48	0.0%	-	-	-	-	-	-	-	-
M-2025-02	-	-	44.82	0.0%	-	-	-	-	-	-	-	-
Q-2025-01	-	-	44.99	0.0%	-	-	-	-	-	-	-	-
Q-2025-02	-	-	44.39	0.0%	-	-	-	-	-	-	-	-
Q-2025-03	-	-	43.65	0.0%	-	-	-	-	-	-	-	-
Q-2025-04	-	-	43.70	0.0%	-	-	-	-	-	-	-	-
SS-2025	-	-	44.87	0.0%	-	-	-	-	-	-	-	-
WS-2025/2026	-	-	43.98	0.0%	-	-	-	-	-	-	-	-
CY-2025	-	-	44.12	0.0%	-	-	-	-	-	-	-	-
BoM-2024-12	-	-	49.76	0.0%	-	-	-	-	-	-	-	-
M-2025-03	-	-	44.77	0.0%	-	-	-	-	-	-	-	-
BoM-2025-01	-	-	44.35	-	-	-	-	-	-	-	-	-
M-2025-04	-	-	44.55	-	-	-	-	-	-	-	-	-
Q-2026-01	-	-	107.04	-	-	-	-	-	-	-	-	-
CY-2026	-	-	125.54	-	-	-	-	-	-	-	-	-
<b>Total</b>												<b>0</b>

\*Referred to the last session of the week